

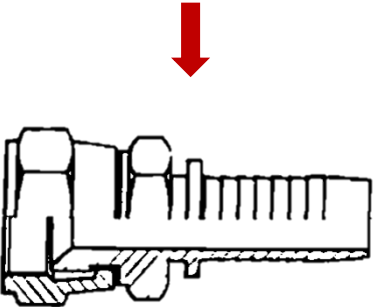


Hydraulics Hose Fitting

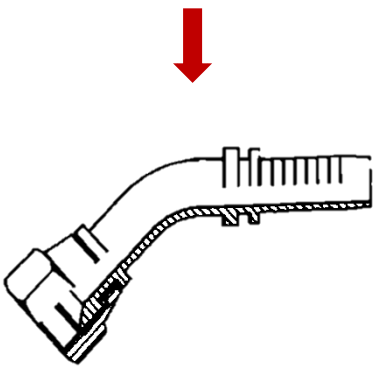
Specifications

V.N.S Engineering Hydraulic Co.,Ltd

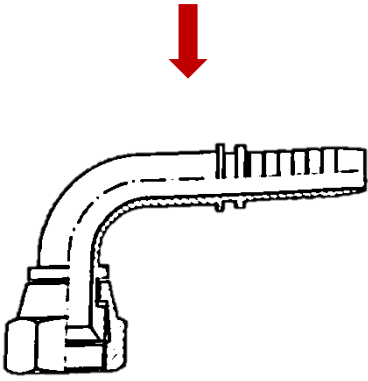
### HYDRAULIC FITTINGS : JIC 37° FITTINGS

<p>GJS ตัวเมีย เทเปอร์ไว้</p> <p>JIC Female Swivel Nut</p> <p>37° Cone</p> 	PRODUCT CODE	HOSE BORE (IN.)	THREAD SIZE	I.D. (mm.)
		GJS-0404	1/4	7/16-20UNF
	GJS-0406	1/4	9/16-18UNF	12.70
	GJS-0606	3/8	9/16-18UNF	12.70
	GJS-0608	3/8	3/4-16UNF	17.46
	GJS-0808	1/2	3/4-16UNF	17.46
	GJS-0810	1/2	7/8-14UNF	20.63
	GJS-1010	5/8	7/8-14UNF	20.63
	GJS-1012	5/8	1.1/16-12UN	24.60
	GJS-1212	3/4	1.1/16-12UN	24.60
	GJS-1216	3/4	1.5/16-12UN	31.35
	GJS-1616	1	1.5/16-12UN	31.35
	GJS-1620	1	1.5/8-12UN	39.29
	GJS-2020	1.1/4	1.5/8-12UN	39.29
	GJS-2024	1.1/4	1.7/8-12UN	45.64
	GJS-2424	1.1/2	1.7/8-12UN	45.64
	GJS-2432	1.1/2	2.1/2-12UN	61.51
	GJS-3232	2	2.1/2-12UN	61.51

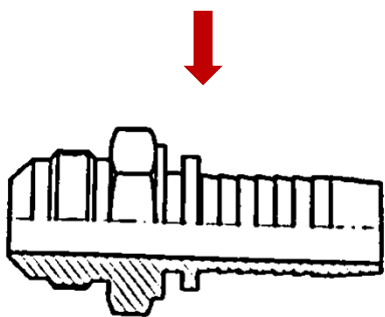
HYDRAULIC FITTINGS : JIC 37° FITTINGS

GJS45 ตัวเมีย เทเปอร์เข้า งอ 45° JIC Female Swivel Nut 37° Cone / 45° Elbow	PRODUCT CODE	HOSE BORE (IN.)	THREAD SIZE	I.D. (mm.)
		GJS-0404	1/4	7/16-20UNF
GJS-0406		1/4	9/16-18UNF	12.70
GJS-0606		3/8	9/16-18UNF	12.70
GJS-0608		3/8	3/4-16UNF	17.46
GJS-0808		1/2	3/4-16UNF	17.46
GJS-0810		1/2	7/8-14UNF	20.63
GJS-1010		5/8	7/8-14UNF	20.63
GJS-1012		5/8	1.1/16-12UN	24.60
GJS-1212		3/4	1.1/16-12UN	24.60
GJS-1216		3/4	1.5/16-12UN	31.35
GJS-1616		1	1.5/16-12UN	31.35
GJS-1620		1	1.5/8-12UN	39.29
GJS-2020		1.1/4	1.5/8-12UN	39.29
GJS-2024		1.1/4	1.7/8-12UN	45.64
GJS-2424		1.1/2	1.7/8-12UN	45.64
GJS-2432		1.1/2	2.1/2-12UN	61.51
GJS-3232	2	2.1/2-12UN	61.51	

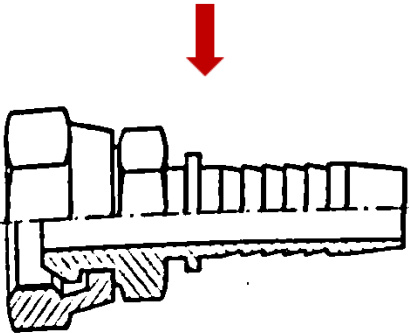
HYDRAULIC FITTINGS : JIC 37° FITTINGS

GJS90 ตัวเมีย เทเปอร์เว้า งอ 90° JIC Female Swivel Nut 37° Cone / 90° Elbow	PRODUCT CODE	HOSE BORE (IN.)	THREAD SIZE	I.D. (mm.)
		GJS-0404	1/4	7/16-20UNF
GJS-0406		1/4	9/16-18UNF	12.70
GJS-0606		3/8	9/16-18UNF	12.70
GJS-0608		3/8	3/4-16UNF	17.46
GJS-0808		1/2	3/4-16UNF	17.46
GJS-0810		1/2	7/8-14UNF	20.63
GJS-1010		5/8	7/8-14UNF	20.63
GJS-1012		5/8	1.1/16-12UN	24.60
GJS-1212		3/4	1.1/16-12UN	24.60
GJS-1216		3/4	1.5/16-12UN	31.35
GJS-1616		1	1.5/16-12UN	31.35
GJS-1620		1	1.5/8-12UN	39.29
GJS-2020		1.1/4	1.5/8-12UN	39.29
GJS-2024		1.1/4	1.7/8-12UN	45.64
GJS-2424		1.1/2	1.7/8-12UN	45.64
GJS-2432		1.1/2	2.1/2-12UN	61.51
GJS-3232	2	2.1/2-12UN	61.51	

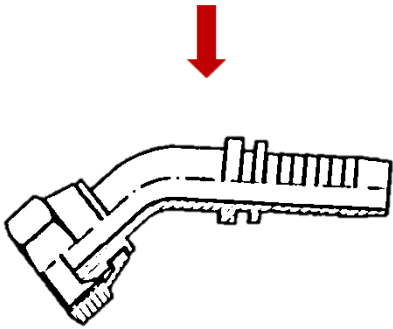
### HYDRAULIC FITTINGS : JIC 37° FITTINGS

<p>GJS45 ตัวผู้ เทเปอร์นูน งอ 37° JIC MALE 37° Cone</p> 	PRODUCT CODE	HOSE BORE (IN.)	THREAD SIZE	I.D. (mm.)
		GJS-0404	1/4	7/16-20UNF
	GJS-0406	1/4	9/16-18UNF	14.28
	GJS-0606	3/8	9/16-18UNF	14.28
	GJS-0608	3/8	3/4-16UNF	19.05
	GJS-0808	1/2	3/4-16UNF	19.05
	GJS-0810	1/2	7/8-14UNF	22.22
	GJS-1010	5/8	7/8-14UNF	22.22
	GJS-1012	5/8	1.1/16-12UN	26.78
	GJS-1212	3/4	1.1/16-12UN	26.78
	GJS-1216	3/4	1.5/16-12UN	33.33
	GJS-1616	1	1.5/16-12UN	33.33
	GJS-1620	1	1.5/8-12UN	41.27
	GJS-2020	1.1/4	1.5/8-12UN	41.27
	GJS-2024	1.1/4	1.7/8-12UN	47.62
	GJS-2424	1.1/2	1.7/8-12UN	47.62
	GJS-2432	1.1/2	2.1/2-12UN	63.50
	GJS-3232	2	2.1/2-12UN	63.50

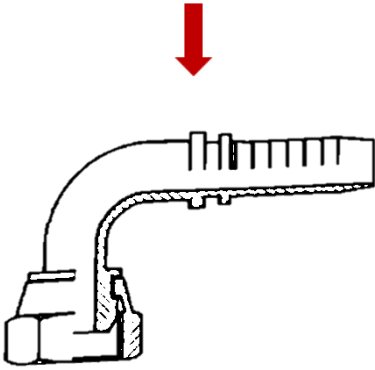
### HYDRAULIC FITTINGS : BSP 30° FITTINGS

<p>GBS ตัวเมีย เทเปอร์นูน BSPF Female Swivel Nut Conical 30° Seat</p> 	PRODUCT CODE	HOSE BORE (IN.)	THREAD SIZE	I.D. (mm.)
		GJS-0404	1/4	P.F.1/4-19
	GJS-0406	1/4	P.F.3/8-19	15.30
	GJS-0606	3/8	P.F.3/8-19	15.30
	GJS-0608	3/8	P.F.1/2-14	19.20
	GJS-0808	1/2	P.F.1/2-14	19.20
	GJS-0810	1/2	P.F.5/8-14	20.63
	GJS-1010	5/8	P.F.5/8-14	20.63
	GJS-1012	5/8	P.F.3/4-14	24.60
	GJS-1212	3/4	P.F.3/4-14	24.60
	GJS-1216	3/4	P.F.1-11	30.90
	GJS-1616	1	P.F.1-11	30.90
	GJS-1620	1	P.F.1.1/4-11	39.60
	GJS-2020	1.1/4	P.F.1.1/4-11	39.60
	GJS-2024	1.1/4	P.F.1.1/2-11	45.50
	GJS-2424	1.1/2	P.F.1.1/2-11	45.50
	GJS-2432	1.1/2	P.F.2-11	57.40
	GJS-3232	2	P.F.2-11	57.40

HYDRAULIC FITTINGS : BSP 30° FITTINGS

GBS45° ตัวเมีย เทเปอร์นูน BSPP Female Swivel Nut 30° Seat / 45° Elbow 	PRODUCT CODE	HOSE BORE (IN.)	THREAD SIZE	I.D. (mm.)
		GJS-0404	1/4	P.F.1/4-19
	GJS-0406	1/4	P.F.3/8-19	15.30
	GJS-0606	3/8	P.F.3/8-19	15.30
	GJS-0608	3/8	P.F.1/2-14	19.20
	GJS-0808	1/2	P.F.1/2-14	19.20
	GJS-0810	1/2	P.F.5/8-14	20.63
	GJS-1010	5/8	P.F.5/8-14	20.63
	GJS-1012	5/8	P.F.3/4-14	24.60
	GJS-1212	3/4	P.F.3/4-14	24.60
	GJS-1216	3/4	P.F.1-11	30.90
	GJS-1616	1	P.F.1-11	30.90
	GJS-1620	1	P.F.1.1/4-11	39.60
	GJS-2020	1.1/4	P.F.1.1/4-11	39.60
	GJS-2024	1.1/4	P.F.1.1/2-11	45.50
	GJS-2424	1.1/2	P.F.1.1/2-11	45.50
	GJS-2432	1.1/2	P.F.2-11	57.40
	GJS-3232	2	P.F.2-11	57.40

HYDRAULIC FITTINGS : BSP 30° FITTINGS

GBS90 ตัวเมีย เทเปอร์นูน งอ 90° BSPP Female Swivel Nut 30° Seat / 90° Elbow 	PRODUCT CODE	HOSE BORE (IN.)	THREAD SIZE	I.D. (mm.)
		GJS-0404	1/4	P.F.1/4-19
	GJS-0406	1/4	P.F.3/8-19	15.30
	GJS-0606	3/8	P.F.3/8-19	15.30
	GJS-0608	3/8	P.F.1/2-14	19.20
	GJS-0808	1/2	P.F.1/2-14	19.20
	GJS-0810	1/2	P.F.5/8-14	20.63
	GJS-1010	5/8	P.F.5/8-14	20.63
	GJS-1012	5/8	P.F.3/4-14	24.60
	GJS-1212	3/4	P.F.3/4-14	24.60
	GJS-1216	3/4	P.F.1-11	30.90
	GJS-1616	1	P.F.1-11	30.90
	GJS-1620	1	P.F.1.1/4-11	39.60
	GJS-2020	1.1/4	P.F.1.1/4-11	39.60
	GJS-2024	1.1/4	P.F.1.1/2-11	45.50
	GJS-2424	1.1/2	P.F.1.1/2-11	45.50
	GJS-2432	1.1/2	P.F.2-11	57.40
	GJS-3232	2	P.F.2-11	57.40



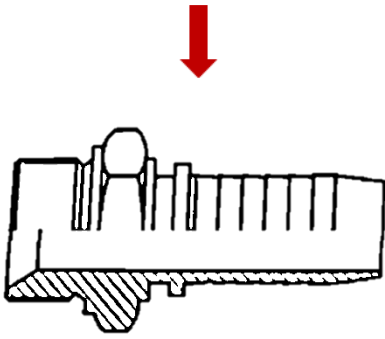
บริษัท วี เอ็น เอส  
วิศวกรรม ไฮดรอลิค จำกัด

บริษัท วี.เอ็น.เอส วิศวกรรม ไฮดรอลิค จำกัด

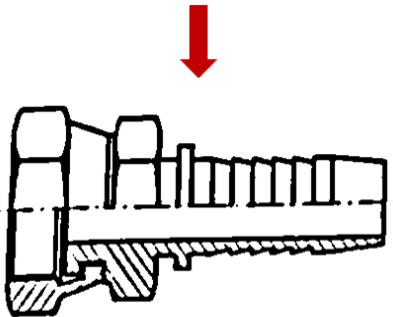
6/122-124 ซ.ศรีนครินทร์เซ็นเตอร์ ถ.ศรีนครินทร์ ต.ในเมือง อ.เมืองสมุทรปราการ จ.สมุทรปราการ 10270

TEL : 02-759-8229,02-759-8230 FAX : 02-759-8237

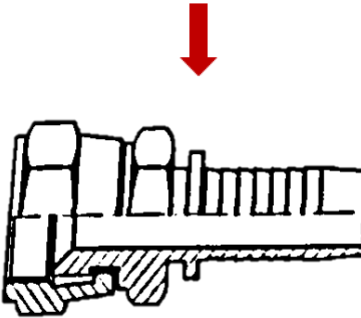
HYDRAULIC FITTINGS : BSP 30° FITTINGS

GBM ตัวผู้ เทเปอร์ไว้ 30° BSP MALE Conical 30° Seat 	PRODUCT CODE	HOSE BORE (IN.)	THREAD SIZE	I.D. (mm.)
	GJS-0404	1/4	G1/4B-19TPI-55°	13.20
GJS-0406	1/4	G3/8B-19TPI-55°	16.70	
GJS-0606	3/8	G3/8B-19TPI-55°	16.70	
GJS-0608	3/8	G1/2B-14TPI-55°	21.00	
GJS-0808	1/2	G1/2B-14TPI-55°	21.00	
GJS-0810	1/2	G5/8B-14TPI-55°	23.01	
GJS-1010	5/8	G5/8B-14TPI-55°	23.01	
GJS-1012	5/8	G3/4B-14TPI-55°	26.40	
GJS-1212	3/4	G3/4B-14TPI-55°	26.40	
GJS-1216	3/4	G1B-11TPI-55°	33.30	
GJS-1616	1	G1B-11TPI-55°	33.30	
GJS-1620	1	G1.1/4B-11TPI-55°	41.90	
GJS-2020	1.1/4	G1.1/4B-11PI-55°	41.90	
GJS-2024	1.1/4	G1.1/2B-11TPI-55°	47.80	
GJS-2424	1.1/2	G1.1/2B-11TPI-55°	47.80	
GJS-2432	1.1/2	G2B-11TPI-55°	59.70	
GJS-3232	2	G2B-11TPI-55°	59.70	

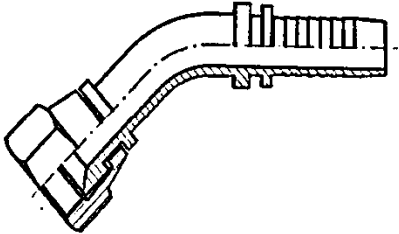
### HYDRAULIC FITTINGS : BSPP FLAT FACE FITTINGS

<p>GBSF ตัวเมีย หน้าเรียบ</p> <p>BSPP Female Flat Face</p> <p>Swivel Nut</p> 	PRODUCT CODE	HOSE BORE (IN.)	THREAD SIZE	I.D. (mm.)
	GBSF-0404	1/4	P.F.1/4-19	11.90
	GBSF-0606	3/8	P.F.3/8-19	15.20
	GBSF-0608	3/8	P.F.1/2-14	19.10
	GBSF-0808	1/2	P.F.1/2-14	19.10
	GBSF-0810	1/2	P.F.5/8-14	20.80
	GBSF-1012	5/8	P.F.3/4-14	24.60
	GBSF-1212	3/4	P.F.3/4-14	24.60
	GBSF-1616	1	P.F.1-11	30.70

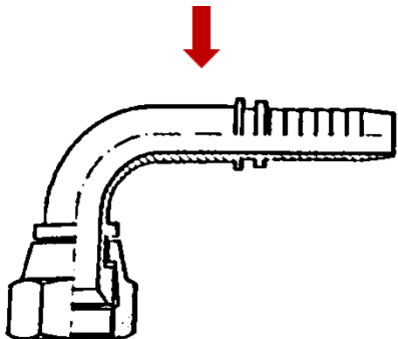
HYDRAULIC FITTINGS : JIS 30° FITTINGS

GBFS ตัวเมีย เทเปอร์หัว BSPF Female Inverted Cone Swivel Nut 30° Cone	PRODUCT CODE	HOSE BORE	THREAD SIZE	I.D.
		(IN.)		(mm.)
	GBFS-0404	1/4	P.F.1/4-19	11.9
	GBFS-0406	1/4	P.F.3/8-19	15.2
	GBFS-0606	3/8	P.F.3/8-19	15.2
	GBFS-0608	3/8	P.F.1/2-14	19.1
	GBFS-0808	1/2	P.F.1/2-14	19.1
	GBFS-0810	1/2	P.F.5/8-14	20.8
	GBFS-1010	5/8	P.F.5/8-14	20.8
	GBFS-1012	5/8	P.F.3/4-14	24.6
	GBFS-1212	3/4	P.F.3/4-14	24.6
	GBFS-1216	3/4	P.F.1-11	30.7
	GBFS-1616	1	P.F.1-11	30.7
	GBFS-1620	1	P.F.1.1/4-11	39.4
	GBFS-2020	1.1/4	P.F.1.1/4-11	39.4
	GBFS-2024	1.1/4	P.F.1.1/2-11	45.5
	GBFS-2424	1.1/2	P.F.1.1/2-11	45.5
	GBFS-2432	1.1/2	P.F.2-11	57.4
GBFS-3232	2	P.F.2-11	57.4	

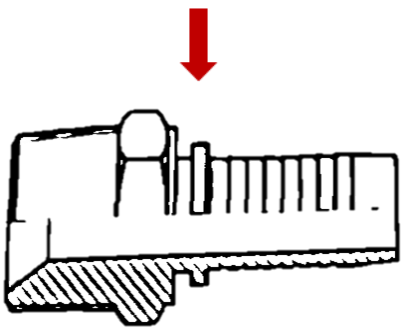
HYDRAULIC FITTINGS : JIS 30° FITTINGS

	PRODUCT CODE	HOSE BORE (IN.)	THREAD SIZE	I.D. (mm.)
GBFS45 ตัวเมีย เทเปอร์ไว้	GBFS45-0404	1/4	P.F.1/4-19	11.9
งอ 45° BSPP Female	GBFS45-0606	3/8	P.F.3/8-19	15.2
Inverted Cone	GBFS45-0808	1/2	P.F.1/2-14	19.1
30° Cone / 45° Elbow	GBFS45-1010	5/8	P.F.5/8-14	20.8
↓	GBFS45-1212	3/4	P.F.3/4-14	24.6
↓	GBFS45-1616	1	P.F.1-11	30.7
↓	GBFS45-2020	1.1/4	P.F.1.1/4-11	39.4
				

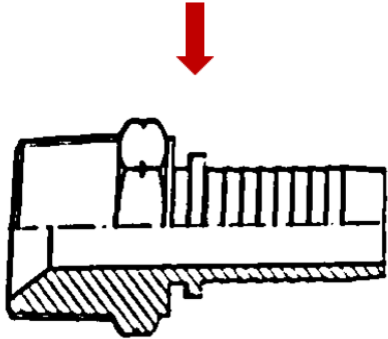
HYDRAULIC FITTINGS : JIS 30° FITTINGS

<p>GBFS90 ตัวเมีย เทเปอร์เข้า</p> <p>งอ 90°</p> <p>BSPF Female Inverted Cone</p> <p>30° Cone / 90° Elbow</p> 	PRODUCT CODE	HOSE BORE (IN.)	THREAD SIZE	I.D. (mm.)
	GBFS90-0404	1/4	P.F.1/4-19	11.9
	GBFS90-0406	1/4	P.F.3/8-19	15.2
	GBFS90-0606	3/8	P.F.3/8-19	15.2
	GBFS90-0608	3/8	P.F.1/2-14	19.1
	GBFS90-0808	1/2	P.F.1/2-14	19.1
	GBFS90-1010	5/8	P.F.5/8-14	20.8
	GBFS90-1012	5/8	P.F.3/4-14	24.6
	GBFS90-1212	3/4	P.F.3/4-14	24.6
	GBFS90-1616	1	P.F.1-11	30.7
	GBFS90-1620	1	P.F.1.1/4-11	39.4
	GBFS90-2020	1.1/4	P.F.1.1/4-11	39.4
	GBFS90-2424	1.1/2	P.F.1.1/2-11	45.5

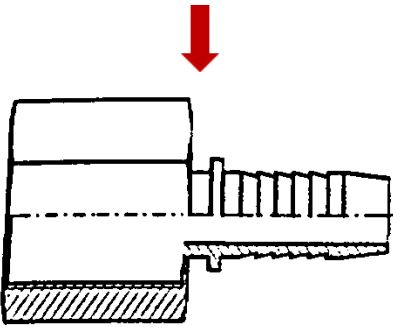
### HYDRAULIC FITTINGS : BSPT 60° FITTINGS

GBMT ตัวผู้เกลียวเทเปอร์เข้า Male BSPT 60° 	PRODUCT CODE	HOSE BORE (IN.)	THREAD SIZE	I.D. (mm.)
		GBMT-0404	1/4	1/4-19BSPT
	GBMT-0406	1/4	3/8-19BSPT	16.3
	GBMT-0606	3/8	3/8-19BSPT	16.3
	GBMT-0608	3/8	1/2-14BSPT	20.4
	GBMT-0808	1/2	1/2-14BSPT	20.4
	GBMT-0810	1/2	5/8-14BSPT	22.5
	GBMT-1010	5/8	5/8-14BSPT	22.5
	GBMT-1012	5/8	3/4-14BSPT	25.9
	GBMT-1212	3/4	3/4-14BSPT	25.9
	GBMT-1216	3/4	1-11BSPT	32.6
	GBMT-1616	1	1-11BSPT	32.6
	GBMT-1620	1	1.1/4-11BSPT	41.1
	GBMT-2020	1.1/4	1.1/4-11BSPT	41.1
	GBMT-2024	1.1/4	1.1/2-11BSPT	47.0
	GBMT-2424	1.1/2	1.1/2-11BSPT	47.0
	GBMT-2432	1.1/2	2-11BSPT	58.6
	GBMT-3232	2	2-11BSPT	58.6

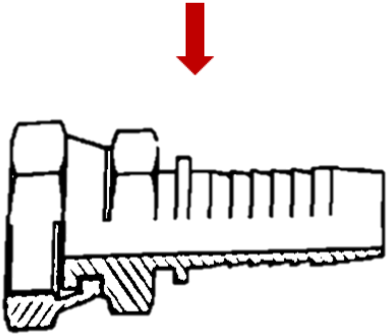
### HYDRAULIC FITTINGS : NPT 60° FITTINGS

GPMT ตัวผู้เกลียวเทเปอร์ Male NPT 60°  	PRODUCT CODE	HOSE BORE (IN.)	THREAD SIZE	I.D. (mm.)
	GPMT-0404	1/4	1/4-18NTPF	13
	GPMT-0406	1/4	3/8-18NTPF	17
	GPMT-0606	3/8	3/8-18NTPF	17
	GPMT-0808	1/2	1-11.1/2-11NTPF	20.5
	GPMT-1010	5/8	1.1/4-11.1/2-11NTPF	22.8
	GPMT-1212	3/4	1.1/4-11.1/2-11NTPF	26.2
	GPMT-1616	1	1-11.1/2-11NTPF	32.2
	GPMT-1620	1	1.1/4-11.1/2-11NTPF	42
	GPMT-2020	1.1/4	1.1/4-11.1/2-11NTPF	42
	GPMT-2024	1.1/4	1.1/2-11.1/2-11NTPF	48
	GPMT-2424	1.1/2	1.1/2-11.1/2-11NTPF	48
	GPMT-3232	2	2-11.1/2-11NTPF	60

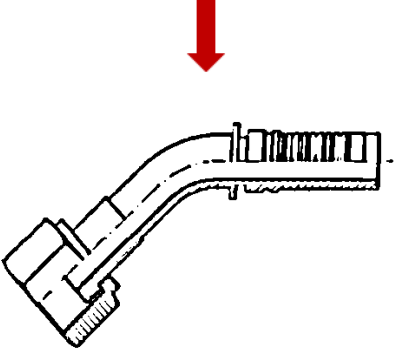
### HYDRAULIC FITTINGS : NPT 60° FITTINGS

GPNT ตัวผู้เกลียวเทเปอร์ Female NPT 60° 	PRODUCT CODE	HOSE BORE (IN.)	THREAD SIZE	I.D. (mm.)
		GPNT-0404	1/4	1/4-18NTPF
	GPNT-0606	3/8	3/8-18NTPF	15.3
	GPNT-0808	1/2	1-11/2-11NPTF	18.8
	GPNT-1010	5/8	1.1/4-11.1/2-11NTPF	20.5
	GPNT-1212	3/4	1.1/4-11.1/2-11NTPF	24

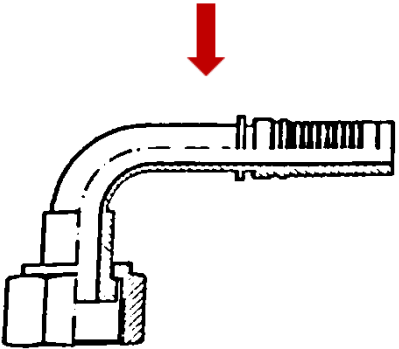
HYDRAULIC FITTINGS : Oring Flat Face

GORS ตัวเมีย หน้าเรียบ O'ring Female Flat Face	PRODUCT CODE	HOSE BORE (IN.)	THREAD SIZE	I.D. (mm.)
		GORS-0404	1/4	9/16-18UNF
GORS-0406		1/4	11/16-16UNF	15.87
GORS-0606		3/8	11/16-16UNF	15.87
GORS-0608		3/8	13/16-16UNF	19.05
GORS-0808		1/2	13/16-16UNF	19.05
GORS-0810		1/2	1-14UNS	23.81
GORS-1010		5/8	1-14UNS	23.81
GORS-1012		5/8	1.3/16-12UN	28.57
GORS-1212		3/4	1.3/16-12UN	28.57
GORS-1216		3/4	1.7/16-12UN	34.13
GORS-1616		1	1.7/16-12UN	34.13
GORS-1620		1	1.11/16-12UN	40.48
GORS-2020		1.1/4	1.11/16-12UN	40.48
GORS-2424		1.1/2	2-12UN	48.41

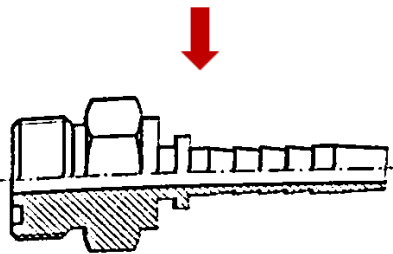
HYDRAULIC FITTINGS : Oring Flat Face

<p>GOR545 ตัวเมีย หน้าเรียบ</p> <p>งอ 45°</p> <p>O'ring Female Flat Face</p> <p>ELBOW 45°</p> 	PRODUCT CODE	HOSE BORE (IN.)	THREAD SIZE	I.D. (mm.)
	GOR5-0404	1/4	9/16-18UNF	12.7
	GOR5-0606	3/8	11/16-16UNF	15.87
	GOR5-0808	1/2	13/16-16UNF	19.05
	GOR5-1010	5/8	1-14UNS	23.81
	GOR5-1212	3/4	1.3/16-12UN	28.57
	GOR5-1616	1	1.7/16-12UN	34.13
	GOR5-2020	1.1/4	1.11/16-12UN	40.48
	GOR5-2424	1.1/2	2-12UN	48.41

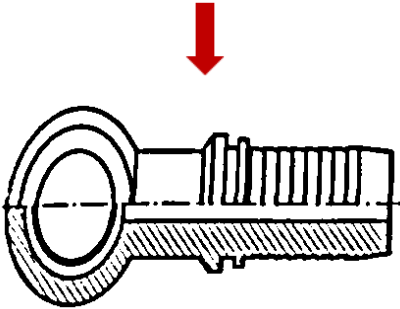
HYDRAULIC FITTINGS : Oring Flat Face

<p>GOR90 ตัวเมีย หน้าเรียบ</p> <p>งอ 90°</p> <p>O'ring Female Flat Face</p> <p>ELBOW 90°</p> 	PRODUCT CODE	HOSE BORE (IN.)	THREAD SIZE	I.D. (mm.)
	GOR90-0404	1/4	9/16-18UNF	12.7
	GOR90-0406	1/4	11/16-16UNF	15.87
	GOR90-0606	3/8	11/16-16UNF	15.87
	GOR90-0608	3/8	13/16-16UNF	19.05
	GOR90-0808	1/2	13/16-16UNF	19.05
	GOR90-0810	1/2	1-14UNS	23.81
	GOR90-1010	5/8	1-14UNS	23.81
	GOR90-1212	3/4	1.3/16-12UN	28.57
	GOR90-1616	1	1.7/16-12UN	34.13
	GOR90-1620	1	1.11/16-12UN	40.48
	GOR90-2020	1.1/4	1.11/16-12UN	40.48
	GOR90-2424	1.1/2	2-12UN	48.41

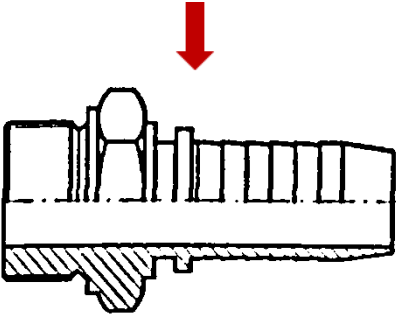
### HYDRAULIC FITTINGS : Oring Flat Face

<p>GORM ตัวผู้ หน้าเรียบ</p> <p>O'ring Male Flat Face</p> 	PRODUCT CODE	HOSE BORE (IN.)	THREAD SIZE	I.D. (mm.)
	GORM-0404	1/4	9/16-18UNF	14.28
	GORM-0606	3/8	11/16-16UNF	17.45
	GORM-0808	1/2	13/16-16UNF	20.64
	GORM-1010	5/8	1-14UNS	25.4
	GORM-1212	3/4	1.3/16-12UN	30.16
	GORM-1616	1	1.7/16-12UN	36.51
	GORM-2020	1.1/4	1.11/16-12UN	42.12
	GORM-2424	1.1/2	2-12UN	50.13

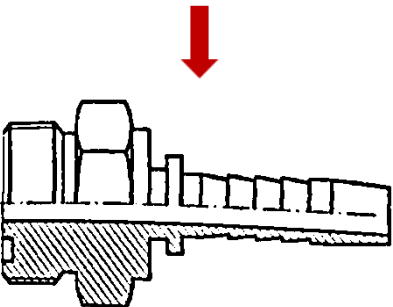
### HYDRAULIC FITTINGS : Banjo

GBJM หัวท่วงแบนโจ BANJO PARALLEL	PRODUCT CODE	HOSE BORE (IN.)	THREAD SIZE	I.D. (mm.)
		GBJ-0410	1/4	M10 x 1.5
GBJ-0412		1/4	M12 x 1.5	12
GBJ-0414		1/4	M14 x 1.5	14
GBJ-0416		1/4	M16 x 1.5	16
GBJ-0612		3/8	M12 x 1.5	12
GBJ-0614		3/8	M14 x 1.5	14
GBJ-0616		3/8	M16 x 1.5	16
GBJ-0618		3/8	M18 x 1.5	18
GBJ-0620		3/8	M20 x 1.5	20
GBJ-0818		1/2	M18 x 1.5	18
GBJ-0820		1/2	M20 x 1.5	20
GBJ-0822		1/2	M22 x 1.5	22
GBJ-0824		1/2	M24 x 1.5	24

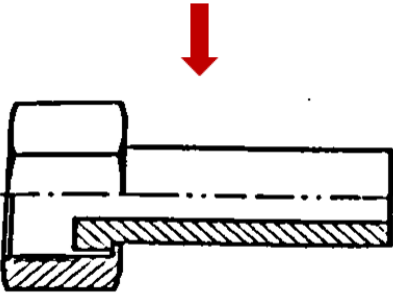
### HYDRAULIC FITTINGS : BSPP 60° O'Ring FITTINGS

<p>GBMO ตัวผู้เกลียวตรง</p> <p>BSPP Male Oring 60°</p> 	PRODUCT CODE	HOSE BORE (IN.)	THREAD SIZE	I.D. (mm.)
	GBMO-0404	1/4	G1/4B-19TPI-55°	12.8
	GBMO-0606	3/8	G3/8B-19TPI-55°	17.3
	GBMO-0808	1/2	G1/2B-14TPI-55°	20.8
	GBMO-1212	3/4	G3/4B-14TPI-55°	26
	GBMO-1216	3/4	G1B-11TPI-55°	32.9
	GBMO-1616	1	G1B-11TPI-55°	32.9

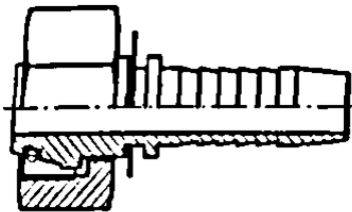
### HYDRAULIC FITTINGS : Dump Truck Fittings

<p>GSMA ตัวผู้ หัวตัม</p> <p>Metric Male Dump Truck</p> 	PRODUCT CODE	HOSE BORE (IN.)	THREAD SIZE	I.D. (mm.)
	GSMA-1232	3/4	M32 x 1.5	31.968
	GSMA-1640	1	M40 x 1.5	39.968
	GSMA-2045	1.1/4	M45 x 1.5	44.970
	GSMA-2455	1 1/2	M55 x 1.5	54.970
	GSMA-3255	2	M55 x 2.0	54.960

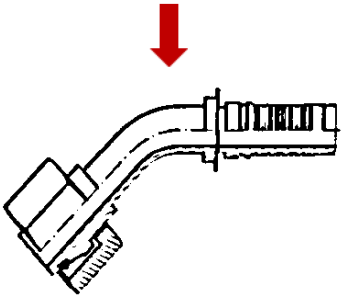
### HYDRAULIC FITTINGS : Dump Truck Fittings

	PRODUCT CODE	HOSE BORE (IN.)	THREAD SIZE	I.D. (mm.)
DS1,DS2 แกนต็มตัวผู้,ฝาต็มตัวเมีย Metric Dump Truck Swivel Maie,Female	DS1-12,DS2-12	3/4	M32 x 1.5	30
	DS1-16,DS2-16	1	M40 x 1.5	38.5
	DS1-20,DS2-20	1.1/4	M45 x 1.5	43
	DS1-24,DS2-24	1.1/2	M55 x 1.5	53.2
				

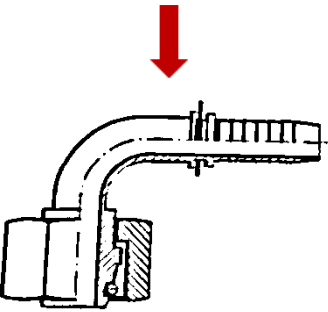
### HYDRAULIC FITTINGS : Metric Fittings O-ring (Light)

GULOS ตัวเมียตาไก่  Female Metric Swivel with O-ring Light 24° cone	PRODUCT CODE	HOSE BORE (IN.)	THREAD SIZE	I.D. (mm.)	TUBE O.D. mm.
		GULOS-0412P06	1/4	M12 x 1.5	10.5
GULOS-0414P08		1/4	M14 x 1.5	12.5	8
GULOS-0416P10		1/4	M16 x 1.5	14.5	10
GULOS-0418P12		1/4	M18 x 1.5	16.5	12
GULOS-0614P08		3/8	M14 x 1.5	12.5	8
GULOS-0616P10		3/8	M16 x 1.5	14.5	10
GULOS-0618P12		3/8	M18 x 1.5	16.5	12
GULOS-0622P15		3/8	M22 x 1.5	20.5	15
GULOS-0818P12		1/2	M18 x 1.5	16.5	12
GULOS-0822P15		1/2	M22 x 1.5	20.5	15
GULOS-0826P18		1/2	M26 x 1.5	24.5	18
GULOS-1026P18		5/8	M26 x 1.5	24.5	18
GULOS-1030P22		5/8	M30 x 2.0	28	22
GULOS-1230P22		3/4	M30 x 2.0	28	22
GULOS-1236P28		3/4	M36 x 2.0	34	28
GULOS-1636P28		1	M36 x 2.0	34	28
GULOS-2045P35		1.1/4	M45 x 2.0	43	35
GULOS-2452P42	1.1/2	M52 x 2.0	50	42	


### HYDRAULIC FITTINGS : Metric Fittings O-ring (Light)

<p>GULOS ตัวเมียตาไก่</p> <p>Female Metric</p> <p>Swivel with O-ring</p> <p>Light 24° cone 45°</p> <p>Elbow</p> 	PRODUCT CODE	HOSE BORE (IN.)	THREAD SIZE	I.D. (mm.)	TUBE O.D. mm.
	GULOS45-0416P10	1/4	M16 x 1.5	14.5	10
	GULOS45-0418P12	1/4	M18 x 1.5	16.5	12
	GULOS45-0616P10	3/8	M16 x 1.5	14.5	10
	GULOS45-0618P12	3/8	M18 x 1.5	16.5	12
	GULOS45-0822P15	1/2	M22 x 1.5	20.5	15
	GULOS45-1026P18	5/8	M26 x 1.5	24.5	18
	GULOS45-1030P22	5/8	M30 x 2.0	28	22
	GULOS45-1230P22	3/4	M30 x 2.0	28	22
	GULOS45-1236P28	3/4	M36 x 2.0	34	28
	GULOS45-1636P28	1	M36 x 2.0	34	28
	GULOS45-2045P35	1.1/4	M45 x 2.0	43	35
	GULOS45-2452P42	1.1/2	M52 x 2.0	50	42

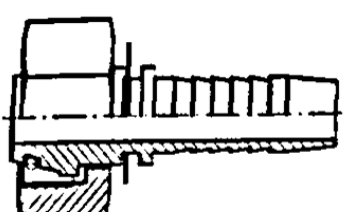
HYDRAULIC FITTINGS : Metric Fittings O-ring (Light)

GULOS ตัวเมียตาไก่ งอ 90° Female Metric Swivel with O-ring Light 24° cone 90° Elbow	PRODUCT CODE	HOSE BORE (IN.)	THREAD SIZE	I.D. (mm.)	TUBE O.D. mm.
		GULOS90-0412P06	1/4	M12 x 1.5	10.5
GULOS90-0414P08		1/4	M14 x 1.5	12.5	8
GULOS90-0416P10		1/4	M16 x 1.5	14.5	10
GULOS90-0418P12		1/4	M18 x 1.5	16.5	12
GULOS90-0616P10		3/8	M16 x 1.5	14.5	10
GULOS90-0618P12		3/8	M18 x 1.5	16.5	12
GULOS90-0818P12		1/2	M18 x 1.5	16.5	12
GULOS90-0822P15		1/2	M22 x 1.5	20.5	15
GULOS90-0826P18		1/2	M26 x 1.5	24.5	18
GULOS90-1022P15		5/8	M22 x 1.5	20.5	15
GULOS90-1026P18		5/8	M26 x 1.5	24.5	18
GULOS90-1030P22		5/8	M30 x 2.0	28	22
GULOS90-1230P22		3/4	M30 x 2.0	28	22
GULOS90-1236P28		3/4	M36 x 2.0	34	28
GULOS90-1636P28		1	M36 x 2.0	34	28
GULOS90-2045P35		1.1/4	M45 x 2.0	43	35
GULOS90-2452P42	1.1/2	M52 x 2.0	50	42	

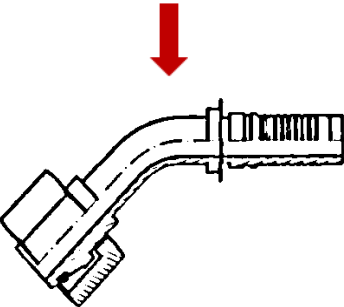
### HYDRAULIC FITTINGS : Metric Fittings O-ring (Light)

GULM ตัวเมียตาไก่ Male Metric Light 24° Cone 	PRODUCT CODE	HOSE BORE (IN.)	THREAD SIZE	I.D. (mm.)	TUBE O.D. mm.
		GULM-0412P06	1/4	M12 x 1.5	12
	GULM-0414P08	1/4	M14 x 1.5	14	8
	GULM-0416P10	1/4	M16 x 1.5	16	10
	GULM-0418P12	1/4	M18 x 1.5	18	12
	GULM-0614P08	3/8	M14 x 1.5	14	8
	GULM-0616P10	3/8	M16 x 1.5	16	10
	GULM-0618P12	3/8	M18 x 1.5	18	12
	GULM-0818P12	1/2	M18 x 1.5	18	12
	GULM-0822P15	1/2	M22 x 1.5	22	15
	GULM-0826P18	1/2	M26 x 1.5	26	18
	GULM-1026P18	5/8	M26 x 1.5	26	18
	GULM-1030P22	5/8	M30 x 2.0	30	22
	GULM-1230P22	3/4	M30 x 2.0	30	22
	GULM-1236P28	3/4	M36 x 2.0	36	28
	GULM-1636P28	1	M36 x 2.0	36	28
	GULM-2045P35	1.1/4	M45 x 2.0	45	35

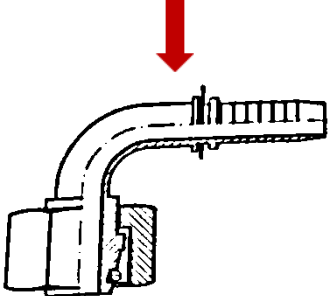
### HYDRAULIC FITTINGS : Metric Fittings O-ring (HEAVY)

GVHOS ตัวเมียตาไก่ Female Metric Swivel with O-ring Heavy 24° Cone	PRODUCT CODE	HOSE BORE (IN.)	THREAD SIZE	I.D. (mm.)	TUBE O.D. mm.
		GVHOS-0414P06	1/4	M14 x 1.5	12.5
GVHOS-0416P08		1/4	M16 x 1.5	14.5	8
GVHOS-0418P10		1/4	M18 x 1.5	16.5	10
GVHOS-0420P12		1/4	M20 x 1.5	18.5	12
GVHOS-0616P08		3/8	M16 x 1.5	14.5	8
GVHOS-0618P10		3/8	M18 x 1.5	16.5	10
GVHOS-0620P12		3/8	M20 x 1.5	18.5	12
GVHOS-0820P12		1/2	M20 x 1.5	18.5	12
GVHOS-0824P16		1/2	M24 x 1.5	22.5	16
GVHOS-0830P22		1/2	M30 x 2.0	28.5	22
GVHOS-1024P16		5/8	M24 x 1.5	22.5	16
GVHOS-1030P20		5/8	M30 x 2.0	28	20
GVHOS-1230P20		3/4	M30 x 2.0	28	20
GVHOS-1236P25		3/4	M36 x 2.0	34	25
GVHOS-1636P25		1	M36 x 2.0	34	25
GVHOS-1642P30		1	M42 x 2.0	40	30
GVHOS-2052P38		1.1/4	M52 x 2.0	50	38
GVHOS-2452P38	1.1/2	M52 x 2.0	50	38	

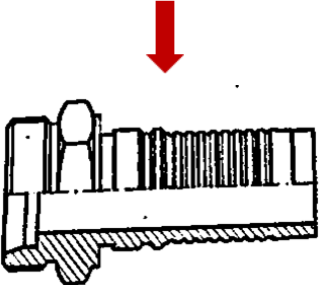
HYDRAULIC FITTINGS : Metric Fittings O-ring (HEAVY)

GVHOS45 ตัวเมียตา โค้ง 45° Female Metric Swivel with O-ring Heavy 24° Cone 45° Elbow	PRODUCT CODE	HOSE BORE (IN.)	THREAD SIZE	I.D. (mm.)	TUBE O.D. mm.
		GVHOS45-0414P06	1/4	M14 x 1.5	12.5
GVHOS45-0416P08		1/4	M16 x 1.5	14.5	8
GVHOS45-0418P10		1/4	M18 x 1.5	16.5	10
GVHOS45-0616P08		3/8	M16 x 1.5	14.5	8
GVHOS45-0620P12		3/8	M20 x 1.5	18.5	12
GVHOS45-0622P15		3/8	M22 x 1.5	20.5	15
GVHOS45-0824P16		1/2	M24 x 1.5	22.5	16
GVHOS45-1024P16		5/8	M24 x 1.5	22.5	16
GVHOS45-1030P20		5/8	M30 x 2.0	28	20
GVHOS45-1230P20		3/4	M30 x 2.0	28	20
GVHOS45-1236P25		3/4	M36 x 2.0	34	25
GVHOS45-1636P25		1	M36 x 2.0	34	25
GVHOS45-1642P30		1	M42 x 2.0	40	30
GVHOS45-2052P38		1.1/4	M52 x 2.0	50	38
GVHOS45-2452P38		1.1/2	M52 x 2.0	50	38

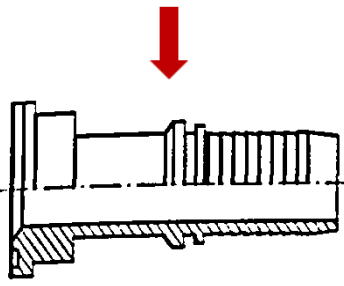
HYDRAULIC FITTINGS : Metric Fittings O-ring (HEAVY)

GVHOS90 ตัวเมียตาไก่	PRODUCT CODE	HOSE BORE (IN.)	THREAD SIZE	I.D. (mm.)	TUBE O.D. mm.
งอ 90° Female	GVHOS90-0414P06	1/4	M14 x 1.5	12.5	6
Metric Swivel with	GVHOS90-0416P08	1/4	M16 x 1.5	14.5	8
O-ring Heavy 24°	GVHOS90-0418P10	1/4	M18 x 1.5	16.5	10
Cone 90° Elbow	GVHOS45-0616P08	3/8	M16 x 1.5	14.5	8
	GVHOS90-0620P12	3/8	M20 x 1.5	18.5	12
	GVHOS90-0622P15	3/8	M22 x 1.5	20.5	15
	GVHOS90-0824P16	1/2	M24 x 1.5	22.5	16
	GVHOS90-1024P16	5/8	M24 x 1.5	22.5	16
	GVHOS90-1030P20	5/8	M30 x 2.0	28	20
	GVHOS90-1230P20	3/4	M30 x 2.0	28	20
	GVHOS90-1236P25	3/4	M36 x 2.0	34	25
	GVHOS90-1636P25	1	M36 x 2.0	34	25
	GVHOS90-1642P30	1	M42 x 2.0	40	30
	GVHOS90-2052P38	1.1/4	M52 x 2.0	50	38
	GVHOS90-2452P38	1.1/2	M52 x 2.0	50	38

HYDRAULIC FITTINGS : Metric Fittings O-ring (HEAVY)

GVHM ตัวผู้ตาไก่ Male Metric Heavy 24° Cone 	PRODUCT CODE	HOSE BORE (IN.)	THREAD SIZE	I.D. (mm.)	TUBE O.D. mm.
		GVHM-0414P06	1/4	M14 x 1.5	14
	GVHM-0416P08	1/4	M16 x 1.5	16	8
	GVHM-0418P10	1/4	M18 x 1.5	18	10
	GVHM-0616P08	3/8	M16 x 1.5	16	8
	GVHM-0618P10	3/8	M18 x 1.5	18	10
	GVHM-0620P12	3/8	M20 x 1.5	20	12
	GVHM-0622P15	3/8	M22 x 1.5	22	15
	GVHM-0820P12	1/2	M20 x 1.5	20	12
	GVHM-0824P16	1/2	M24 x 1.5	24	16
	GVHM-1024P16	5/8	M24 x 1.5	24	16
	GVHM-1030P20	5/8	M30 x 2.0	30	20
	GVHM-1230P20	3/4	M30 x 2.0	30	20
	GVHM-1236P25	3/4	M36 x 2.0	36	25
	GVHM-1636P25	1	M36 x 2.0	36	25
	GVHM-1642P30	1	M42 x 2.0	42	30
	GVHM-2052P38	1.1/4	M52 x 2.0	52	38

HYDRAULIC FITTINGS : SAE FLANGE #3000,#6000

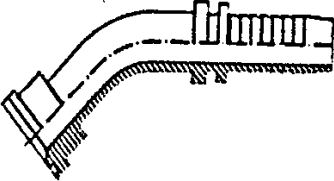
<p>GSA หัวหน้าแปลน 3000 PSI SAE O'Ring FLANGE CODE 61 #3000 PSI</p> 	PRODUCT CODE	HOSE BORE (IN.)	THREAD SIZE	I.D. (mm.)	TUBE O.D. mm.
	GSA-0606	3/8	R3/4	19	6
	GSA-0808	1/2	R1.3/16	30	6.73
	GSA-0810	1/2	R1.11/32	34	6.73
	GSA-1010	5/8	R1.11/32	34	6.73
	GSA-1012	5/8	R1.1/2	38	7.2
	GSA-1212	3/4	R1.1/2	38	7.2
	GSA-1216	3/4	R1.3/4	44.5	8
	GSA-1616	1	R1.3/4	44.5	8
	GSA-1620	1	R2	50.8	8
	GSA-2020	1.1/4	R2	50.8	8
	GSA-2024	1.1/4	R2.3/8	60.3	8
	GSA-2424	1.1/2	R2.3/8	60.3	8
	GSA-2432	1.1/2	R2.13/16	71.5	9.53
	GSA-3232	2	R2.13/16	71.5	9.53

บริษัท วี.เอ็น.เอส วิศวกรรม ไฮดรอลิค จำกัด

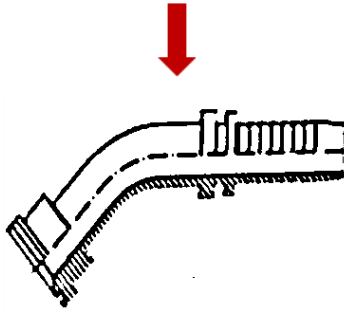
6/122-124 ซ.ศรีนครินทร์เซ็นเตอร์ ถ.ศรีนครินทร์ ต.ในเมือง อ.เมืองสมุทรปราการ จ.สมุทรปราการ 10270

TEL : 02-759-8229,02-759-8230 FAX : 02-759-8237

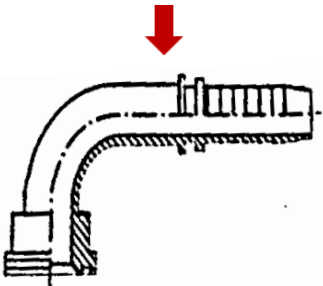
HYDRAULIC FITTINGS : SAE FLANGE #3000,#6000

GSAH45 หัวหน้าแปลน 3000 PSI SAE O'Ring FLANGE CODE 61 #3000 PSI / 45° Elbow ↓ 	PRODUCT CODE	HOSE BORE (IN.)	THREAD SIZE	I.D. (mm.)	TUBE O.D. mm.
	GSA-0606	3/8	R3/4	19	6
GSA-0808	1/2	R1.3/16	30	6.73	
GSA-0810	1/2	R1.11/32	34	6.73	
GSA-1010	5/8	R1.11/32	34	6.73	
GSA-1012	5/8	R1.1/2	38	7.2	
GSA-1212	3/4	R1.1/2	38	7.2	
GSA-1216	3/4	R1.3/4	44.5	8	
GSA-1616	1	R1.3/4	44.5	8	
GSA-1620	1	R2	50.8	8	
GSA-2020	1.1/4	R2	50.8	8	
GSA-2024	1.1/4	R2.3/8	60.3	8	
GSA-2424	1.1/2	R2.3/8	60.3	8	
GSA-2432	1.1/2	R2.13/16	71.5	9.53	
GSA-3232	2	R2.13/16	71.5	9.53	

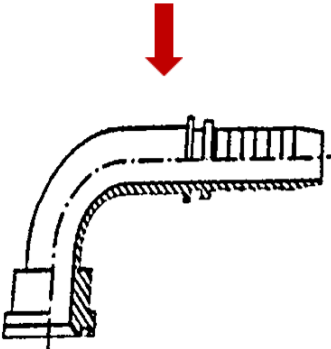
HYDRAULIC FITTINGS : SAE FLANGE #3000,#6000

<p>GSAH45 หัวหน้าแปลน 6000 PSI SAE O'Ring FLANGE CODE 62 #6000 PSI / 45° Elbow</p> 	PRODUCT CODE	HOSE BORE (IN.)	THREAD SIZE	I.D. (mm.)	TUBE O.D. mm.
	GSAH45-1212	3/4	R1.5/8	41.4	8.76
	GSAH45-1216	3/4	R1.7/8	47	9.52
	GSAH45-1616	1	R1.7/8	47	9.52
	GSAH45-1620	1	R2.1/8	54	10.28
	GSAH45-2020	1.1/4	R2.1/8	54	10.28
	GSAH45-2024	1.1/4	R2.1/2	63.5	12.57
	GSAH45-2424	1.1/2	R2.1/2	63.5	12.57
	GSAH45-2432	1.1/2	R3.1/8	79.4	12.57
	GSAH45-3232	2	R3.1/8	79.4	12.57

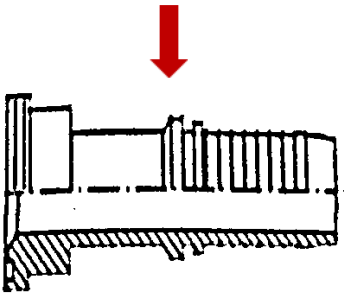
HYDRAULIC FITTINGS : SAE FLANGE #3000,#6000

<p>GSAH90 หัวหน้าแปลน 6000 PSI SAE O'Ring FLANGE CODE 62 #6000 PSI / 90° Elbow</p> 	PRODUCT CODE	HOSE BORE (IN.)	THREAD SIZE	I.D. (mm.)	TUBE O.D. mm.
	GSAH90-0808	1/2	R1.1/4	31.7	7.7
	GSAH90-1212	3/4	R1.5/8	41.4	8.76
	GSAH90-1216	3/4	R1.7/8	47	9.52
	GSAH90-1616	1	R1.7/8	47	9.52
	GSAH90-1620	1	R2.1/8	54	10.28
	GSAH90-2020	1.1/4	R2.1/8	54	10.28
	GSAH90-2024	1.1/4	R2.1/2	63.5	12.57
	GSAH90-2424	1.1/2	R2.1/2	63.5	12.57
	GSAH90-2432	1.1/2	R3.1/8	79.4	12.57
GSAH90-3232	2	R3.1/8	79.4	12.57	

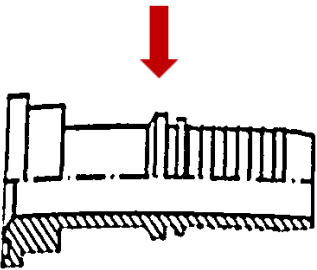
HYDRAULIC FITTINGS : SAE FLANGE #3000,#6000

<p>GSAH90 หัวหน้า แปลน 3000 PSI SAE O'Ring FLANGE CODE 61 #3000 PSI / 90° Elbow</p> 	PRODUCT CODE	HOSE BORE (IN.)	THREAD SIZE	I.D. (mm.)	TUBE O.D. mm.
	GSA-0808	1/2	R1.3/16	30	6.73
	GSA-0810	1/2	R1.11/32	34	6.73
	GSA-1010	5/8	R1.11/32	34	6.73
	GSA-1012	5/8	R1.1/2	38	7.2
	GSA-1212	3/4	R1.1/2	38	7.2
	GSA-1216	3/4	R1.3/4	44.5	8
	GSA-1616	1	R1.3/4	44.5	8
	GSA-1620	1	R2	50.8	8
	GSA-2020	1.1/4	R2	50.8	8
	GSA-2024	1.1/4	R2.3/8	60.3	8
	GSA-2424	1.1/2	R2.3/8	60.3	8
	GSA-2432	1.1/2	R2.13/16	71.5	9.53
GSA-3232	2	R2.13/16	71.5	9.53	

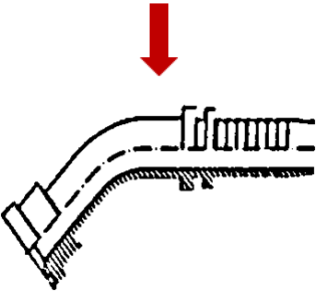
**HYDRAULIC FITTINGS : SAE FLANGE #3000,#6000**

<p>GSAH หัวหน้าแปลน 6000 PSI SAE O'Ring FLANGE CODE 62 #6000 PSI</p> 	PRODUCT CODE	HOSE BORE (IN.)	THREAD SIZE	I.D. (mm.)	TUBE O.D. mm.
	GSAH90-0808	1/2	R1.1/4	31.7	7.7
	GSAH90-1212	3/4	R1.5/8	41.4	8.76
	GSAH90-1216	3/4	R1.7/8	47	9.52
	GSAH90-1616	1	R1.7/8	47	9.52
	GSAH90-1620	1	R2.1/8	54	10.28
	GSAH90-2020	1.1/4	R2.1/8	54	10.28
	GSAH90-2024	1.1/4	R2.1/2	63.5	12.57
	GSAH90-2424	1.1/2	R2.1/2	63.5	12.57
	GSAH90-2432	1.1/2	R3.1/8	79.4	12.57
GSAH90-3232	2	R3.1/8	79.4	12.57	

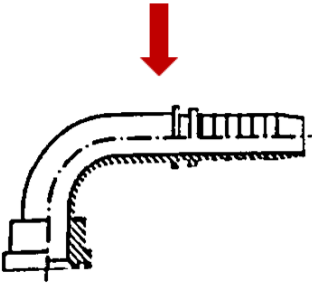
HYDRAULIC FITTINGS : SAE FLANGE “CAT”

<p>GSAC หัวหน้าแปลน รุ่นแคท SAE O’Ring FLANGE “CAT”</p> 	PRODUCT CODE	HOSE BORE (IN.)	THREAD SIZE	I.D. (mm.)	TUBE O.D. mm.
	GSAC-1212	3/4	R1.5/8-1/2	41.4	14.5
	GSAC-1216	3/4	R1.7/8-1/2	47	14.5
	GSAC-1616	1	R1.7/8-1/2	47	14.5
	GSAC-1620	1	R2.1/8-1/2	54	14.5
	GSAC-2020	1.1/4	R2.1/8-1/2	54	14.5
	GSAC-2024	1.1/4	R2.1/2-1/2	63.5	14.5
	GSAC-2424	1.1/2	R2.1/2-1/2	63.5	14.5

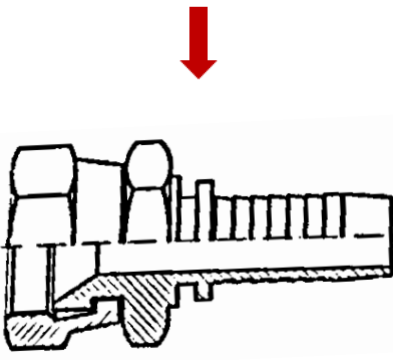
HYDRAULIC FITTINGS : SAE FLANGE “CAT”

<p>GSAC45 หัวหน้า แปลนรุ่นแคท งอ 45° SAE O’Ring FLANGE “CAT” 45° Elbow</p> 	PRODUCT CODE	HOSE BORE (IN.)	THREAD SIZE	I.D. (mm.)	TUBE O.D. mm.
	GSAC45-1212	3/4	R1.5/8-1/2	41.4	14.5
	GSAC45-1216	3/4	R1.7/8-1/2	47	14.5
	GSAC45-1616	1	R1.7/8-1/2	47	14.5
	GSAC45-1620	1	R2.1/8-1/2	54	14.5
	GSAC45-2020	1.1/4	R2.1/8-1/2	54	14.5
	GSAC45-2024	1.1/4	R2.1/2-1/2	63.5	14.5
	GSAC45-2424	1.1/2	R2.1/2-1/2	63.5	14.5

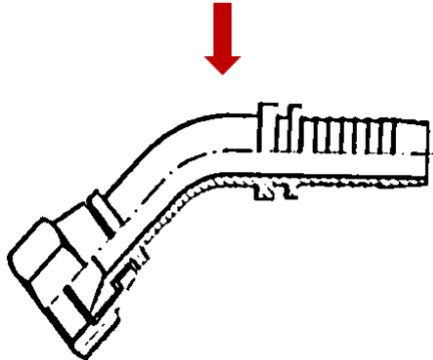
**HYDRAULIC FITTINGS : SAE FLANGE “CAT”**

<p>GSAC90 หัวหน้า            แพลนรุ่นแคท งอ 90°            SAE O’Ring            FLANGE “CAT” 90°            Elbow</p> 	PRODUCT CODE	HOSE BORE (IN.)	THREAD SIZE	I.D. (mm.)	TUBE O.D. mm.
	GSAC90-1212	3/4	R1.5/8-1/2	41.4	14.5
	GSAC90-1216	3/4	R1.7/8-1/2	47	14.5
	GSAC90-1616	1	R1.7/8-1/2	47	14.5
	GSAC90-1620	1	R2.1/8-1/2	54	14.5
	GSAC90-2020	1.1/4	R2.1/8-1/2	54	14.5
	GSAC90-2024	1.1/4	R2.1/2-1/2	63.5	14.5
	GSAC90-2424	1.1/2	R2.1/2-1/2	63.5	14.5

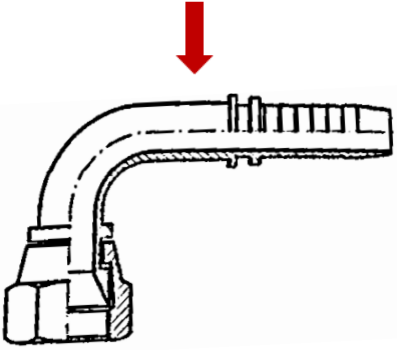
### HYDRAULIC FITTINGS : Metric 30° Fittings

GKS ตัวเมียคอมัทสึ Metric Female Komatsu Swivel Nut 30° Cone 	PRODUCT CODE	HOSE BORE (IN.)	THREAD SIZE	I.D. (mm.)
		GKS-0412	1/4	M12 x 1.5
	GKS-0414	1/4	M14 x 1.5	12.5
	GKS-0416	1/4	M16 x 1.5	14.5
	GKS-0418	1/4	M18 x 1.5	16.5
	GKS-0614	3/8	M14 x 1.5	12.5
	GKS-0616	3/8	M16 x 1.5	12.5
	GKS-0618	3/8	M18 x 1.5	16.5
	GKS-0620	3/8	M20 x 1.5	18.5
	GKS-0622	3/8	M22 x 2.0	20.5
	GKS-0818	1/2	M18 x 2.0	16.5
	GKS-0820	1/2	M20 x 2.0	18.5
	GKS-0822	1/2	M22 x 2.0	20.5
	GKS-0824	1/2	M24 x 2.0	22.5
	GKS-1024	5/8	M24 x 2.0	22.5
	GKS-1230	3/4	M30 x 2.0	28.5
	GKS-1233	3/4	M33 x 1.5	31.5
	GKS-1633	1	M33 x 1.5	31.5

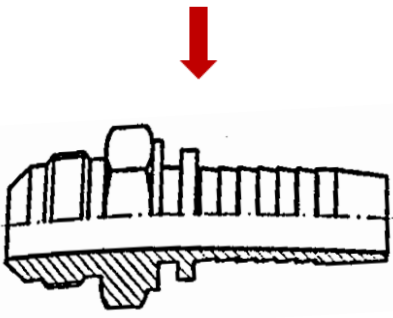
**HYDRAULIC FITTINGS : Metric 30° Fittings**

<p>GKS45 ตัวเมียคอมัทสึ</p> <p>งอ 45°</p> <p>Metric Female Komatsu</p> <p>Swivel Nut 30° Cone</p> <p>45° Elbow</p> 	PRODUCT CODE	HOSE BORE (IN.)	THREAD SIZE	I.D. (mm.)
	GKS45-0414	1/4	M14 x 1.5	12.5
	GKS45-0418	1/4	M18 x 1.5	16.5
	GKS45-0616	3/8	M16 x 1.5	12.5
	GKS45-0618	3/8	M18 x 1.5	16.5
	GKS45-0620	3/8	M20 x 1.5	18.5
	GKS45-0820	1/2	M20 x 2.0	18.5
	GKS45-0822	1/2	M22 x 2.0	20.5
	GKS45-1024	5/8	M24 x 2.0	22.5
	GKS45-1230	3/4	M30 x 2.0	28.5
GKS45-1633	1	M33 x 1.5	31.5	

HYDRAULIC FITTINGS : Metric 30° Fittings

<p>GKS90 ตัวเมียโคมัทสึ</p> <p>งอ 90°</p> <p>Metric Female Komatsu</p> <p>Swivel Nut 30° Cone</p> <p>90° Elbow</p> 	PRODUCT CODE	HOSE BORE (IN.)	THREAD SIZE	I.D. (mm.)
	GKS90-0412	1/4	M12 x 1.5	10.5
	GKS90-0414	1/4	M14 x 1.5	12.5
	GKS90-0416	1/4	M16 x 1.5	14.5
	GKS90-0418	1/4	M18 x 1.5	16.5
	GKS90-0614	3/8	M14 x 1.5	12.5
	GKS90-0616	3/8	M16 x 1.5	14.5
	GKS90-0618	3/8	M18 x 1.5	16.5
	GKS90-0620	3/8	M20 x 1.5	18.5
	GKS90-0622	3/8	M22 x 1.5	20.5
	GKS90-0820	1/2	M20 x 1.5	18.5
	GKS90-0822	1/2	M22 x 1.5	20.5
	GKS90-1024	5/8	M24 x 1.5	22.5
	GKS90-1230	3/4	M30 x 1.5	28.5
	GKS90-1633	1	M33 x 1.5	31.5

### HYDRAULIC FITTINGS : Metric 30° Fittings


<p>GKM ตัวผู้โคมัตลี งอ 90° Metric Male 30° Cone</p> 	PRODUCT CODE	HOSE BORE (IN.)	THREAD SIZE	I.D. (mm.)
	GKM-0414	1/4	M14 x 1.5	14
	GKM-0614	3/8	M14 x 1.5	14
	GKM-0616	3/8	M16 x 1.5	16
	GKM-0618	3/8	M18 x 1.5	18
	GKM-0820	1/2	M20 x 1.5	20
	GKM-0822	1/2	M22 x 1.5	22
	GKM-0824	1/2	M24 x 1.5	24
	GKM-1024	5/8	M24 x 1.5	24
	GKM-1230	3/4	M30 x 1.5	30
GKM-1633	1	M33 x 1.5	33	

บริษัท วี.เอ็น.เอส วิศวกรรม ไฮดรอลิค จำกัด

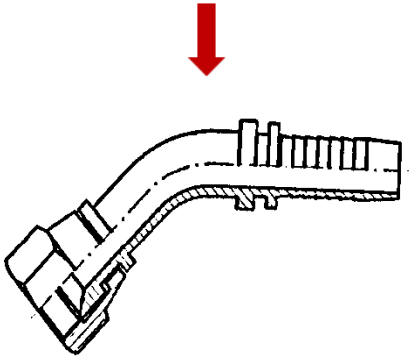
6/122-124 ซ.ศรีนครินทร์เซ็นเตอร์ ถ.ศรีนครินทร์ ต.ในเมือง อ.เมืองสมุทรปราการ จ.สมุทรปราการ 10270

TEL : 02-759-8229,02-759-8230 FAX : 02-759-8237

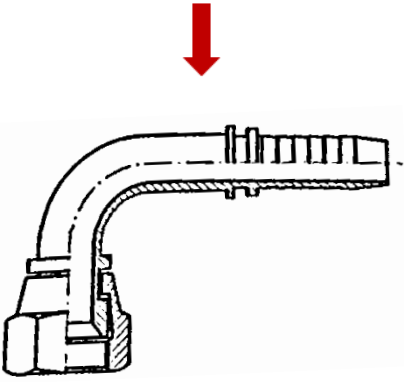
HYDRAULIC FITTINGS : SAE 45° Fittings

<p>GAS ตัวเมียหัวแอร์เว้า</p> <p>SEA Female Swivel Nut</p> <p>45° Cone</p> 	PRODUCT CODE	HOSE BORE (IN.)	THREAD SIZE	I.D. (mm.)
	GAS-0404	1/4	7/16-20UNF	9.9
	GAS-0606	3/8	5/8-18UNF	11.40
	GAS-0808	1/2	3/4-16UNF	14.20
	GAS-1010	5/8	1.1/16-14UNF	24.9
	GAS-1012	5/8	1.1/16-14UNF	24.9
	GAS-1212	3/4	1.1/16-14UNF	24.9

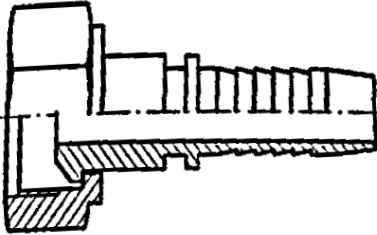
**HYDRAULIC FITTINGS : SAE 45° Fittings**

<p><b>GAS ตัวเมียหัวแอร์</b>   <b>งอ 45°</b>   <b>SEA Female Swivel Nut</b>  <b>45° Cone / 45° Elbow</b></p> 	PRODUCT CODE	HOSE BORE (IN.)	THREAD SIZE	I.D. (mm.)
	GAS-0404	1/4	7/16-20UNF	9.9
	GAS-0606	3/8	5/8-18UNF	11.40
	GAS-0808	1/2	3/4-16UNF	14.20
	GAS-1010	5/8	1.1/16-14UNF	24.9
	GAS-1212	3/4	1.1/16-14UNF	24.9

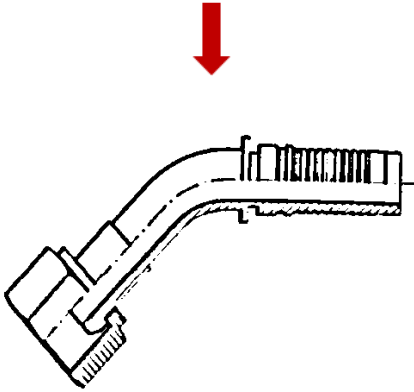
**HYDRAULIC FITTINGS : SAE 45° Fittings**

<p>GAS ตัวเมียหัวแอร์</p> <p>งอ 90°</p> <p>SEA Female Swivel Nut</p> <p>45° Cone / 90° Elbow</p> 	PRODUCT CODE	HOSE BORE (IN.)	THREAD SIZE	I.D. (mm.)
	GAS-0404	1/4	7/16-20UNF	9.9
	GAS-0606	3/8	5/8-18UNF	11.40
	GAS-0808	1/2	3/4-16UNF	14.20
	GAS-1010	5/8	1.1/16-14UNF	24.9
	GAS-1212	3/4	1.1/16-14UNF	24.9

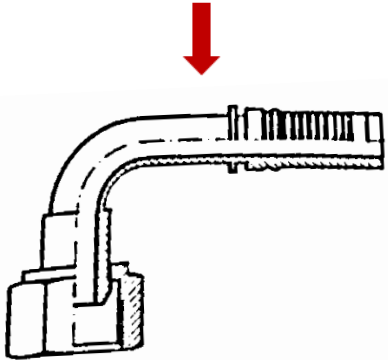
### HYDRAULIC FITTINGS : Metric 24° Fittings

<p>GZIS ตัวเมียหัวนูน</p> <p>Metric Female Swivel</p> <p>Nut 24° Cone</p> 	PRODUCT CODE	HOSE BORE (IN.)	THREAD SIZE	I.D. (mm.)
		GZIS-0410	1/4	M10 x 1.5
	GZIS-0412	1/4	M12 x 1.5	10.5
	GZIS-0414	1/4	M14 x 1.5	12.5
	GZIS-0416	1/4	M16 x 1.5	14.5
	GZIS-0614	3/8	M14 x 1.5	12.5
	GZIS-0616	3/8	M16 x 1.5	14.5
	GZIS-0618	3/8	M18 x 1.5	16.5
	GZIS-0620	3/8	M20 x 1.5	18.5
	GZIS-0622	3/8	M22 x 1.5	20.5
	GZIS-0816	1/2	M16 x 1.5	14.5
	GZIS-0818	1/2	M18 x 1.5	16.5
	GZIS-0820	1/2	M20 x 1.5	18.5
	GZIS-0822	1/2	M22 x 1.5	20.5
	GZIS-0824	1/2	M24 x 1.5	22.5
	GZIS-1024	5/8	M24 x 1.5	22.5
	GZIS-1026	5/8	M26 x 1.5	24.5
	GZIS-1230	3/4	M33 x 1.5	28.5

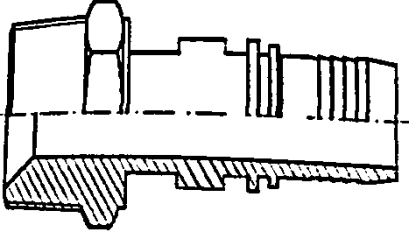
**HYDRAULIC FITTINGS : Metric 24° Fittings**

<p>GZIS45 ตัวเมียหัวนูน</p> <p>งอ 45°</p> <p>Metric Female Swivel</p> <p>Nut 24° Cone / 45°</p> <p>Elbow</p> 	PRODUCT CODE	HOSE BORE (IN.)	THREAD SIZE	I.D. (mm.)
	GZIS45-0614	3/8	M14 x 1.5	12.5
	GZIS45-0618	3/8	M18 x 1.5	16.5
	GZIS45-0622	3/8	M22 x 1.5	20.5
	GZIS45-0822	1/2	M22 x 1.5	20.5
	GZIS45-1230	3/4	M30 x 1.5	28.5

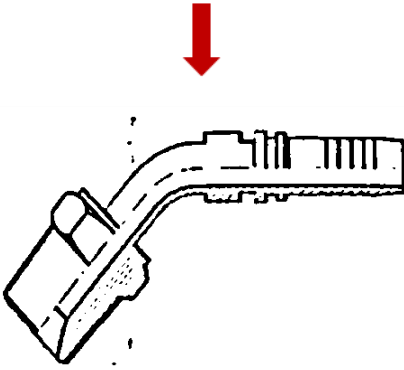
HYDRAULIC FITTINGS : Metric 24° Fittings

<p>GZIS90 ตัวเมียหัวนูน งอ 90° Metric Female Swivel Nut 24° Cone / 90° Elbow</p> 	PRODUCT CODE	HOSE BORE (IN.)	THREAD SIZE	I.D. (mm.)
	GZIS90-0412	1/4	M12 x 1.5	10.5
	GZIS90-0414	1/4	M14 x 1.5	12.5
	GZIS90-0416	1/4	M16 x 1.5	14.5
	GZIS90-0418	1/4	M18 x 1.5	16.5
	GZIS90-0614	3/8	M14 x 1.5	12.5
	GZIS90-0616	3/8	M16 x 1.5	14.5
	GZIS90-0618	3/8	M18 x 1.5	16.5
	GZIS90-0620	3/8	M20 x 1.5	18.5
	GZIS90-0622	3/8	M22 x 1.5	20.5
	GZIS90-0818	1/2	M18 x 1.5	16.5
	GZIS90-0820	1/2	M20 x 1.5	18.5
	GZIS90-0822	1/2	M22 x 1.5	20.5
GZIS90-1026	1/2	M26 x 1.5	24.5	

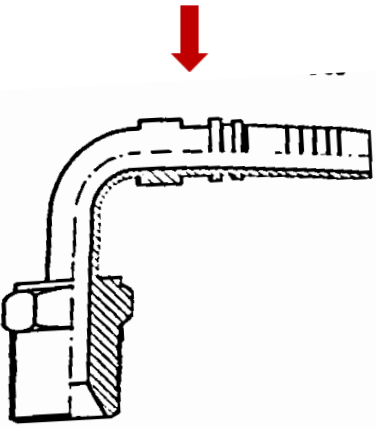
### HYDRAULIC FITTINGS : SAE METRIC 45° Fitting

<p>GMIMX หัวพาวเวอร์ผู้เข้า</p> <p>SAE Flare And Metric</p> <p>Male 45° Cone</p> 	PRODUCT CODE	HOSE BORE (IN.)	THREAD SIZE	I.D. (mm.)
	GMIMX-0410(1.0)	1/4	M10 x 1.0	10
	GMIMX-0410(1.5)	1/4	M10 x 1.5	10
	GMIMX-0412	1/4	M12 x 1.5	12
	GMIMX-0414	1/4	M14 x 1.5	14
	GMIMX-0416	1/4	M16 x 1.5	16
	GMIMX-0614	3/8	M14 x 1.5	14
	GMIMX-0616	3/8	M16 x 1.5	16
	GMIMX-0618	3/8	M18 x 1.5	18
	GMIMX-0816	1/2	M16 x 1.5	16
	GMIMX-0818	1/2	M18 x 1.5	18
	GMIMX-0820	1/2	M20 x 1.5	20
	GMIMX-0822	1/2	M22 x 1.5	22


### HYDRAULIC FITTINGS : SAE METRIC 45° Fitting

GMIMX45 หัวพาวเวอร์ผู้ไว้ SAE Flare And Metric Male 45° Cone / 45° Elbow 	PRODUCT CODE	HOSE BORE (IN.)	THREAD SIZE	I.D. (mm.)
	GMIMX-0414	1/4	M14 x 1.5	14
	GMIMX-0416	1/4	M16 x 1.5	16
	GMIMX-0614	3/8	M14 x 1.5	14
	GMIMX-0616	3/8	M16 x 1.5	16
	GMIMX-0618	3/8	M18 x 1.5	18
	GMIMX-0816	1/2	M16 x 1.5	16
	GMIMX-0818	1/2	M18 x 1.5	18
	GMIMX-0820	1/2	M20 x 1.5	20
	GMIMX-0822	1/2	M22 x 1.5	22

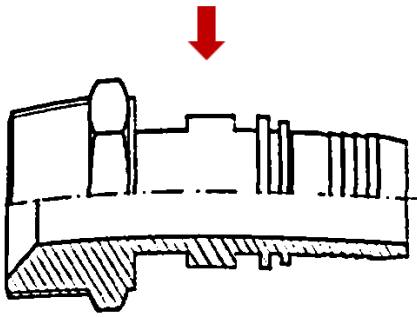
**HYDRAULIC FITTINGS : SAE METRIC 45° Fitting**

GMIMX90 หัวพาวเวอร์ผู้ไว้  SAE Flare And Metric Male 45° Cone / 90°  Elbow  	PRODUCT CODE	HOSE BORE (IN.)	THREAD SIZE	I.D. (mm.)
	GMIMX-0412	1/4	M12 x 1.5	12
GMIMX-0414	1/4	M14 x 1.5	14	
GMIMX-0416	1/4	M16 x 1.5	16	
GMIMX-0614	3/8	M14 x 1.5	14	
GMIMX-0616	3/8	M16 x 1.5	16	
GMIMX-0618	3/8	M18 x 1.5	18	
GMIMX-0816	1/2	M16 x 1.5	16	
GMIMX-0818	1/2	M18 x 1.5	18	
GMIMX-0820	1/2	M20 x 1.5	20	
GMIMX-0822	1/2	M22 x 1.5	22	

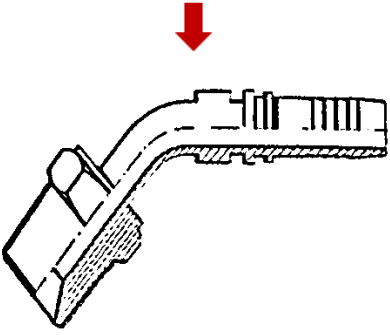
HYDRAULIC FITTINGS : SAE METRIC 45° Fitting

<p>GMIN หัวพาวเวอร์ตัวเมีย</p> <p>SAE Metric female</p> <p>45° Cone</p> 	PRODUCT CODE	HOSE BORE (IN.)	THREAD SIZE	I.D. (mm.)
	GMIN-0416	1/4	M14 x 1.5	12.5
	GMIN-0614	3/8	M14 x 1.5	12.5
	GMIN-0616	3/8	M16 x 1.5	14.5
	GMIN-0618	3/8	M18 x 1.5	16.5
	GMIN-0818	1/2	M18 x 1.5	16.5
	GMIN-0820	1/2	M20 x 1.5	18.5
	GMIN-0822	1/2	M22 x 1.5	20.5

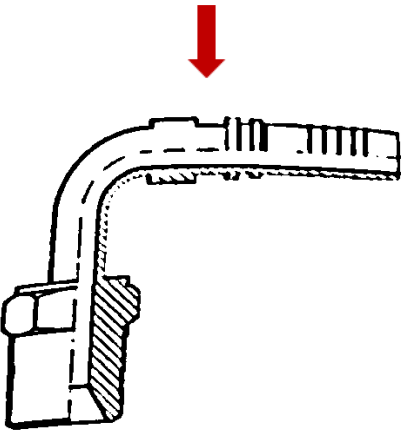
HYDRAULIC FITTINGS : SAE METRIC 45° Fitting

<p>GIMX หัวพาวเวอร์</p> <p>SAE Flare Male 45° Cone</p> 	PRODUCT CODE	HOSE BORE (IN.)	THREAD SIZE	I.D. (mm.)
	GIMX-0404	1/4	7/16-24UNF	11
	GIMX-0606	3/8	5/8-18UNF	19.5

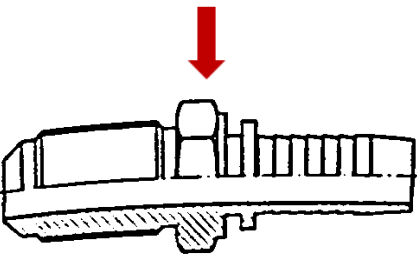
HYDRAULIC FITTINGS : SAE METRIC 45° Fitting

	PRODUCT CODE	HOSE BORE (IN.)	THREAD SIZE	I.D. (mm.)
<p>GIMX45 หัวพาวเวอร์</p>	GIMX45-0606	3/8	5/8-18UNF	19.5
<p>SAE Flare Male 45° Cone</p> <p>45° Elbow</p> 				

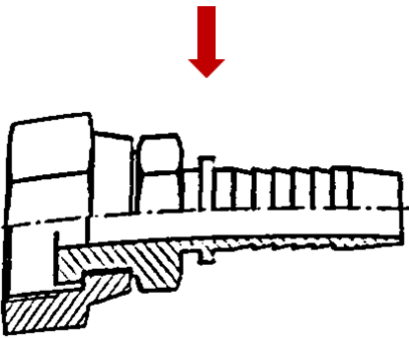
HYDRAULIC FITTINGS : SAE METRIC 45° Fitting

GIMX90 หัวพาวเวอร์ SAE Flare Male 45° Cone  45° Elbow  	PRODUCT CODE	HOSE BORE (IN.)	THREAD SIZE	I.D. (mm.)
	GIMX-0404	1/4	7/16-24UNF	11
	GIMX-0606	3/8	5/8-18UNF	19.5

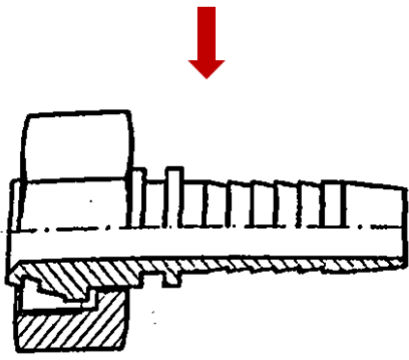
### HYDRAULIC FITTINGS : Metric 30° Fittings

GKME ตัวผู้โค้มตีสี่เกลียว ยาว Komatsu Male Extended 30° Cone	PRODUCT CODE	HOSE BORE	THREAD SIZE	I.D.
		(IN.)		(mm.)
	GKME-0410(1.0)	1/4	M10 x 1.0	10
	GKME-0410(1.5)	1/4	M10 x 1.5	10
	GKME-0410(1.0)	1/4	M12 x 1.5	12
	GKME-0410(1.5)	1/4	M12 x 1.5	12
	GKME-0414	1/4	M14 x 1.5	14
	GKME-0416	1/4	M16 x 1.5	16
	GKME-0614	3/8	M14 x 1.5	14
	GKME-0616	3/8	M16 x 1.5	16
	GKME-0618	3/8	M18 x 1.5	18
	GKME-0620	3/8	M20 x 1.5	20
	GKME-0622	3/8	M22 x 1.5	22
	GKME-0816	1/2	M16 x 1.5	16
	GKME-0818	1/2	M18 x 1.5	18
	GKME-0820	1/2	M20 x 1.5	20
	GKME-0822	1/2	M22 x 1.5	22
GKME-1024	5/8	M24 x 1.5	24	

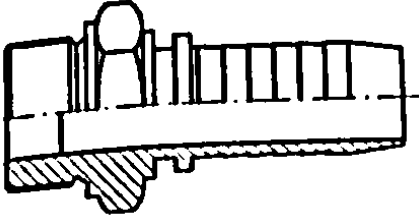
### HYDRAULIC FITTINGS : Metric Flat Face Fittings

GKSF ตัวเมียโคมัตสึหน้า เรียบ Metric Female Komatsu Flat-Face Swivel Nut 	PRODUCT CODE	HOSE BORE (IN.)	THREAD SIZE	I.D. (mm.)
	GKSF-0414	1/4	M14 x 1.5	12.5
GKSF-0420	1/4	M20 x 1.5	18.5	
GKSF-0422	1/4	M22 x 1.5	20.5	
GKSF-0614	3/8	M14 x 1.5	12.5	
GKSF-0616	3/8	M16 x 1.5	14.5	
GKSF-0618	3/8	M18 x 1.5	16.5	
GKSF-0620	3/8	M20 x 1.5	18.5	
GKSF-0622	3/8	M22 x 1.5	20.5	
GKSF-0820	1/2	M20 x 1.5	18.5	
GKSF-0822	1/2	M22 x 1.5	20.5	
GKSF-0824	1/2	M24 x 1.5	22.5	
GKSF-1024	5/8	M24 x 1.5	22.5	
GKME-1027	5/8	M27 x 1.5	25.5	
GKME-1030	5/8	M30 x 1.5	28.5	
GKME-1230	3/4	M30 x 1.5	28.5	

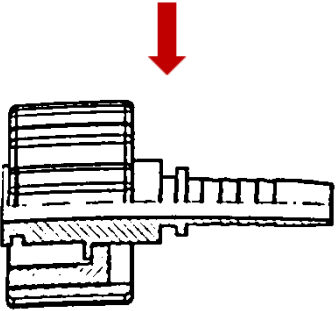
### HYDRAULIC FITTINGS : Kobelco 24° Fittings

<p>GSC ตัวเมียโกเบลโก้ Kobelco Female Swivel 24° Cone</p> 	PRODUCT CODE	HOSE BORE (IN.)	THREAD SIZE	I.D. (mm.)
	GSC-0824	1/2	M24 x 1.5	22.5
	GSC-1030	5/8	M30 x 1.5	28.5
	GSC-1230	3/4	M30 x 1.5	28.5
	GSC-1236	3/4	M36 x 1.5	34.5
	GSC-1636	1	M36 x 1.5	34.5
	GSC-1645	1	M45 x 1.5	43.5

### HYDRAULIC FITTINGS : Kobelco 24° Fittings

<p>GSC ตัวผู้โกเบลโก้ Kobelco male 24° Cone</p> 	PRODUCT CODE	HOSE BORE (IN.)	THREAD SIZE	I.D. (mm.)
	GSC-0824	1/2	M24 x 1.5	24
	GSC-0830	1/2	M30 x 1.5	30
	GSC-1030	5/8	M30 x 1.5	30
	GSC-1036	5/8	M36 x 1.5	36
	GSC-1230	3/4	M30 x 1.5	30
	GSC-1236	3/4	M36 x 1.5	36
	GSC-1636	1	M36 x 1.5	36
	GSC-1645	1	M45 x 1.5	45

### HYDRAULIC FITTINGS : WATER NUT FITTING

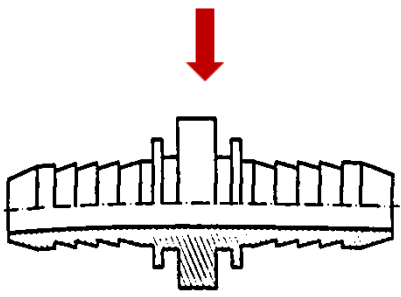
<p>GNUO หัวฉีดน้ำแรง</p> <p>Water Nut Fitting</p> 	PRODUCT CODE	HOSE BORE (IN.)	THREAD SIZE	I.D. (mm.)	TUBE O.D. mm.
	GNUO-0422P14-PT	1/4	M22 x 1.5	20.5	14
	GNUO-0422P15-PT	1/4	M22 x 1.5	20.5	15
	GNUO-0622P14-PT	3/8	M22 x 1.5	20.5	14
	GNUO-0622P15-PT	3/8	M22 x 1.5	20.5	15

**บริษัท วี.เอ็น.เอส วิศวกรรม ไฮดรอลิค จำกัด**

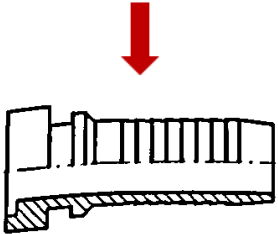
6/122-124 ซ.ศรีนครินทร์เซ็นเตอร์ ถ.ศรีนครินทร์ ต.ในเมือง อ.เมืองสมุทรปราการ จ.สมุทรปราการ 10270

TEL : 02-759-8229,02-759-8230 FAX : 02-759-8237

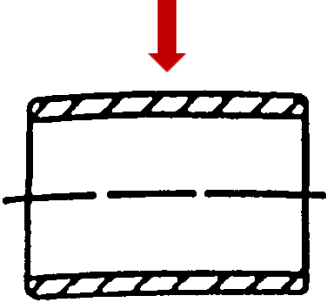
**HYDRAULIC FITTINGS : Standard**

<p>GLVL ข้อต่อกลาง            Double Hose Tail</p> 	PRODUCT CODE	HOSE BORE (IN.)
	GLVL-0404	1/4
	GLVL-0606	3/8
	GLVL-0808	1/2
	GLVL-1010	5/8
	GLVL-1212	3/4
	GLVL-1616	1
	GLVL-2020	1.1/4
	GLVL-2424	1.1/2
	GLVL-3232	2

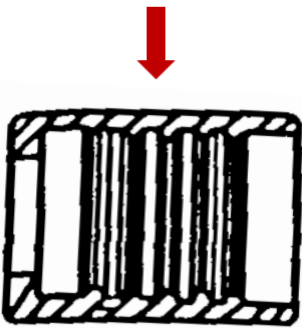
### HYDRAULIC FITTINGS : Standard

GLVL ข้อต่อเชื่อม Male Connection 	PRODUCT CODE	HOSE BORE (IN.)	TUBE O.D. mm.
		GLVL-0404	1/4
	GLVL-0606	3/8	12
	GLVL-0808	1/2	14
	GLVL-1010	5/8	16
	GLVL-1212	3/4	20
	GLVL-1616	1	26
	GLVL-2020	1.1/4	32
	GLVL-2424	1.1/2	38
	GLVL-3232	2	51

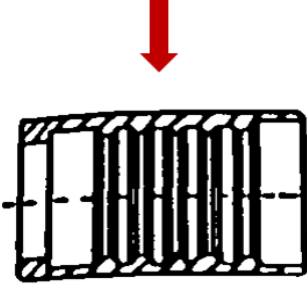
### HYDRAULIC FERRULE

UK Ferrule Use with Hose 1SN,2SN,FHM,TC  	PRODUCT CODE	O.D. mm.	I.D mm.
	UK-03	16	13
	UK-04	19	15.5
	UK-06	24	20
	UK-08	29	24.5
	UK-10	32	28
	UK-12 (36)	36	32
	UK-12 (38)	38	34
	UK-16	43	38.3
	UK-20	51	46.6

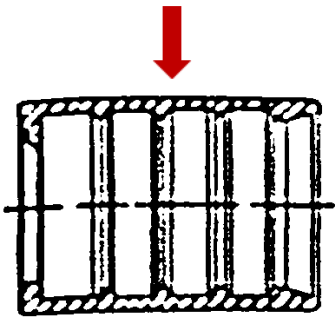
### HYDRAULIC FERRULE

BR Ferrule Use with Hose 1SN.2SN  	PRODUCT CODE	O.D. mm.	I.D mm.
	BR-03	19	14
	BR-04	21	16
	BR-06	24	19
	BR-08	28.5	22
	BR-10	31.9	24.4
	BR-12	35	28
	BR-16	44.5	37
	BR-20	56	47.3
	BR-24	60	52
BR-32	76	65	

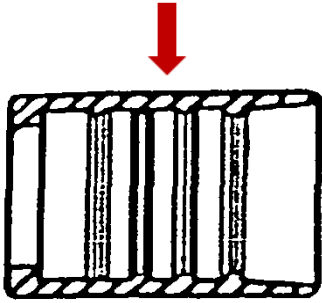
### HYDRAULIC FERRULE

<p>E2A Ferrule Use with Hose 1SN.2SN.R7.R8</p> 	PRODUCT CODE	O.D. mm.	I.D mm.
	E2A-04	21	16
	E2A-06	24	18
	E2A-08	28.5	21.6
	E2A-10	31.5	24.8
	E2A-12	35.5	28.4
	E2A-16	44.5	36.5
	E2A-20	55.6	46

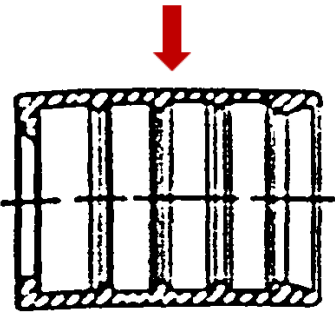
### HYDRAULIC FERRULE

<p>ISR Ferrule Use with Hose 1SN,2SN,SH250, 4SP,4SH</p> 	PRODUCT CODE	O.D. mm.	I.D mm.
	ISR-04	21.5	16
	ISR-06	25.3	20
	ISR-08	28.7	22.5
	ISR-10	34	27.3
	ISR-12	38	30
	ISR-16	45.1	37
	ISR-20	56	47
	ISR-24	63.1	54
	ISR-32	80.4	73.2

### HYDRAULIC FERRULE

MS Ferrule Use with Hose 4SP.4SH 	PRODUCT CODE	O.D. mm.	I.D mm.
	MS-06	27	19.5
	MS-08	32	23.5
	MS-10	34.5	26
	MS-12	38	30
	MS-16	48	39
	MS-20	56.5	46.5
	MS-24	64.5	55.5
	MS-32	80.5	69

### HYDRAULIC FERRULE

<p>SS Ferrule Use with Hose R13</p> 	PRODUCT CODE	O.D. mm.	I.D mm.
	SS-20	61.1	49.6
	SS-24	69.3	61
	SS-32	87.1	71.51